

For Earth, For Life
Kubota

BF

**KUBOTA
BF SERIES**



**Fresh
thinking is
the answer
to today's
challenges.**





The challenges facing the agricultural sector are becoming increasingly bigger. And when times are tough, only one thing helps: a new way of thinking. Envisaging alternative options and making smart decisions. For your next tractor purchase, this means opting for efficiency instead of image. For a tractor that can do tough work with top performance whilst under constant strain. And all that at a reasonable price. A Kubota tractor is exactly the right alternative at times like these.



BF2255-3255: bale production on a new level

Knowledge from many years experience in the baler business are incorporated into the latest BF2255-3255 series fixed chamber balers. Their optimized design provides unrivalled bale quality, superb output and outstanding reliability.

Cost effective and profitable

The production of high quality bales is key to efficient operation. Experienced professionals appreciate that well formed, dense bales don't just look good, but they are better to wrap, stack and transport, giving benefits all the way down the line, maximising forage quality and feed value of valuable crops.

Decades of experience designing machines to perform all over the world go into building every Kubota baler. The latest generation of Kubota fixed chamber balers give you the assurance of unrivalled performance and an ability to cope with a wide variety of crop conditions. With an emphasis on high output and long lasting, reliable performance, a Kubota fixed chamber baler will be a cost effective and profitable investment for your business.



BF2255 series


RotaMax: Rollers and Chain & slat bale chamber for excellent crop handling in all conditions. Bale diameter 1.25m.

BF3255 series

PowerMax: Full roller bale chamber concept designed for heavy silage bales. Bale diameter 1.25m.

BF3255 FlexiWrap series

Full roller for baling and wrapping in one go. Bale diameter 1,25m.





High capacity pick-up: clean raking performance in all crops

Wide 2.2m low profile pick-up provides clean raking performance at the highest working speeds in even the toughest of working conditions.

Renowned reliability

Despite their outstanding performance, Kubota BF series pick-ups have a strong reputation for reliability. Compare the specification with our competitors and it is clear to see the difference: Each tine bar is supported on multiple bearings, while all 2.2m pick-ups feature twin cam tracks – a truly great combination that gets your crop off the ground with minimal maintenance during long working days.

Compact transport width

A unique internal drive system keeps overall width to a minimum. No need for the pick-up wheels to be removed or folded for transport, reducing unproductive time between jobs.



Large diameter roller crop press facilitates crop flow at high intake speeds.



2.2m Pick-up.

2.2m extra wide pick-up (Standard on SuperCut & full roller Rotor intake models)

- Five tine bars with 32 tines per bar.
- Each tine bar is supported by four bearings along its length.
- Cam track located at both ends of the pick-up.
- Large diameter roller crop press for increased intake speeds.
- Innovative inboard driveline design for reduced transport width.
- No need to remove pick-up wheels for road transport.

2.00m Wide Pick-up (Standard on Rotor & Fork Feeder mixed chamber models)

- Four tine bars with 28 tines per bar
- Centre support bearing on each tine bar
- Innovative inboard driveline design for reduced transport width
- Crop deflector for efficient crop flow



Compact internal drive system.



Generous flotation tyres with easy height adjustment.





Superior capacity: effective intake

With a variety of intake systems available, there is one ideally suited to your workload. Each intake option has been perfectly matched to ensure optimum feeding of crop to the bale chamber to maximise capacity and enhance the bale formation process.



Single fork feeder.

Fork Feeder intake system

BF2255 models can be specified with a cost efficient fork feeder intake system. This provides direct feed transfer into the bale chamber. The wide opening allows high intake capacity, while also providing gentle handling of leaf loss sensitive crops.



PowerFeed intake system.

PowerFeed rotor intake for ultimate capacity

The Kubota PowerFeed intake rotor provides huge feed capacity, handling both wet and dry crops in all conditions. The PowerFeed rotor with its 14 fully guided rotor tines forces crop into the bale chamber for higher intake speeds and provides instant bale rotation.

SuperCut-14

The SuperCut-14 knife chopping system provides fast and efficient crop flow into the baler. With a chop length of 70mm it is the ideal solution for producing tight, dense bales, for improved fermentation and easier feeding with less wastage. Each individual knife is spring protected against foreign obstacles, with automatic reset.



SuperCut-14.

SuperCut-25

The SuperCut-25 knife pre-chopping system with a chop length of 40mm provides the ultimate solution for maximising silage quality. Group selection with choice of 25, 13, 12, 6 or 0 knives, gives maximum flexibility of operation.



SuperCut-25.



BF2255

BF2255 Series mixed chamber models are available with a choice of Fork Feeder or PowerFeed intake rotor.

BF3255

BF3255 Series full roller models are available with a choice of PowerFeed or Supercut intake systems.

Dual action knife protection

The SuperCut-25 knife system is equipped with dual protection against obstacles. If a small obstruction hits a knife, it can pivot backwards without losing cut quality. If a larger obstacle is encountered, the knife pivots downwards, automatically resetting afterwards.

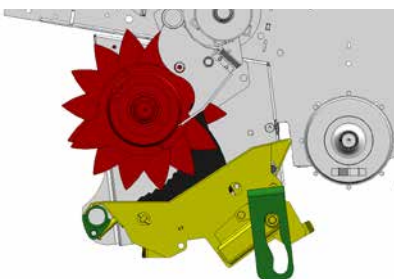
Parallelogram DropFloor system for faster unblocking

PowerFeed and SuperCut intake systems are equipped with the super effective Kubota Parallelogram drop floor system*, which brings faster and easier clearing of blockages. The system not only lowers the rear edge of the drop floor as per traditional systems, but also lowers the front section of the floor, where a blockage is more likely to occur.

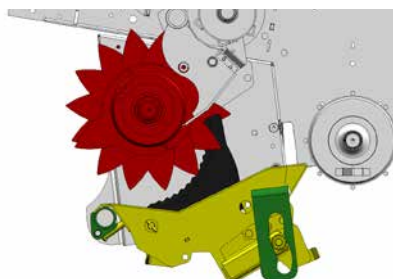
(*) Not available on BF2255



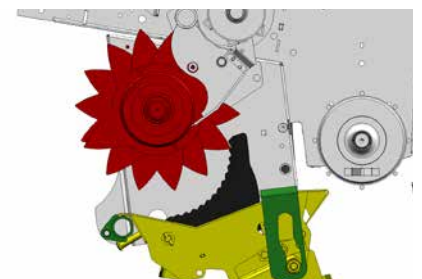
DropFloor.



Drop Floor in working position.



Drop Floor in mid position.



Drop Floor in fully lowered position.

Easier removal of all blockage types = More productive time spent baling



Did you know?

Did you know that our parts are manufactured to the same high standards and strict specifications as the Kubota machines? Genuine parts will always work and fit as intended, and are guaranteed to keep your machine running at maximum performance.



The PowerBind net wrap system spreads the net past the edge of the bale.



Easy access storage for net and twine for long working days.



Storage for up to eight balls of twine.





Great looking bales – time after time

With a Kubota BF baler you're sure to leave a field of great looking bales. PowerBind net and twine systems ensure neat, tightly wrapped bales.

Fast acting net cycle

Kubota BF balers are equipped with the patented front mounted PowerBind net system. PowerBind eliminates troublesome feed rollers and has market leading cycle time.

Minimum time stationary – maximum time baling

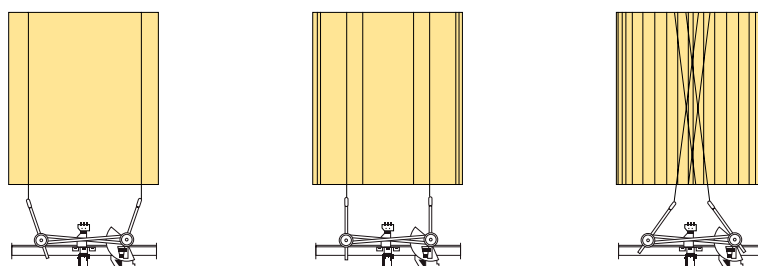
The net is continuously retained in the PowerBind injection arm. When the bale is complete the arm moves forward and net is fed directly onto the bale in a flat movement angle keeping the net tight at all times, providing accurate and extremely reliable net injection. PowerBind gives you the confidence of doing a professional job, without influence from wind or crop build-up.

Low net loading height

PowerBind offers very low loading height for maximum convenience and time saving. To replace the empty roll just swing out the shaft and slide on a new roll.

Twine tying

Double tube fast acting system. Simultaneous binding of both edges with crossing over of twines in the centre of the bale avoiding loose ends. Fully user programmable, enabling production of the best looking bales in all crop conditions.





Easy to use control systems: setting and control in comfort

BF Series fixed chamber balers feature a simple to use control system designed to make long working days as relaxing as possible. Clear colour screen displays with simple graphics show baling information at a glance. All important settings are made from the comfort of the tractor seat.



Focus 3

New Focus 3, designed for easy operation with the following functions operated from the terminal:

- Bale density adjustment
- Selection of net or twine tying
- Net and twine quantity adjustment
- Tying information during tying cycle
- Selection of manual or automatic tying
- Five daily bale counters & total bale counter
- Selection of knives, drop floor or pick-up (when present)



IsoMatch Tellus GO* – Compact ISOBUS terminal

IsoMatch Tellus GO is a full ISOBUS terminal. The compact design makes it easy to integrate in the tractor cab. Tellus GO is equipped with a 7-inch touch screen with hard keys combined with a rotary switch for direct access to main functions.

ISOBUS (option)

All models can be optionally specified with full ISOBUS compatibility for direct connection to an ISOBUS tractor, enabling the baler to work through the tractor terminal. In addition to direct connection to the tractor, ISO specified machines can also be supplied with either Tellus GO or IsoMatch Tellus touch screen terminals.

IsoMatch Tellus terminal*

The IsoMatch Tellus is a virtual terminal combining two Interface screens in one terminal. The 12" touch screen offers ergonomic use and is designed for clear viewing during long days of operation.

With an ever increasing number of functionalities, such as rear view cameras, the Tellus terminal allows the baler interface to be viewed in the top screen, with a camera display to monitor finished bales active in lower part.

(*) These fully ISO terminals can be fitted on fixed chamber balers, provided units are factory ordered with Isobus compatibility option.





#BF2255

RotaMax: mixed chamber for multi-crop flexibility

The BF2255 has a bale chamber designed with five rollers in the front section of the bale chamber and chain and slats in the tailgate. This combined solution gives excellent crop handling in all conditions with consistent, high density bales in both wet and dry material. Bale size of 1.20 x 1.25m.



Rear chains for dense core of the bale

The chain and slat system in the rear section gives an early and 100% regular bale rotation and hence faster bale formation leading to a denser core of the bale, even when working in very dry crops.

Front rollers for excellent bale finish and high density

The heavy duty rollers in the front section ensure a well-shaped and very tight bale.

Reduced crop loss


The tailgate section with chains and slats has a completely enclosed design, keeping crop losses to a minimum.



Each roller is carried on heavy duty bearings.



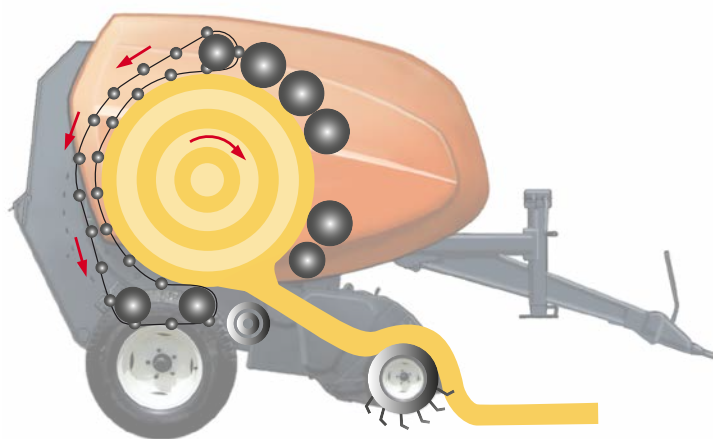
Automatic chain lubrication is standard on BF2255.



Main bale chamber drives are by heavy duty 1 1/4" pitch chain for a longer lifetime and reduced maintenance.



Rigid steel pipes for hydraulic circuits.



The RotaMax multi-crop bale chamber

Roller front section with chain & slat tailgate for excellent low loss crop handling and reliable bale rotation even in the driest conditions.



The bale chamber concept consists of 5 rollers at the front...



... and chain and slat at the rear part.



#BF3255

Did you know?

Did you know that Kubota manufactures products in seven European countries? This proximity to the market is central to the company's philosophy. Each factory adheres to the same high Japanese quality standards, whether it is located in Germany, France, or Japan.



All rollers are carried on heavy duty, greasable bearings. Bearings are easily serviced from centralized greasing banks.




Automatic chain lubrication with individually adjustable outlets.



PowerMax Bale Chamber.



Rigid steel pipes for hydraulic circuits.



Main bale chamber drives are by heavy duty 1 1/4" pitch chain for a longer lifetime and reduced maintenance.

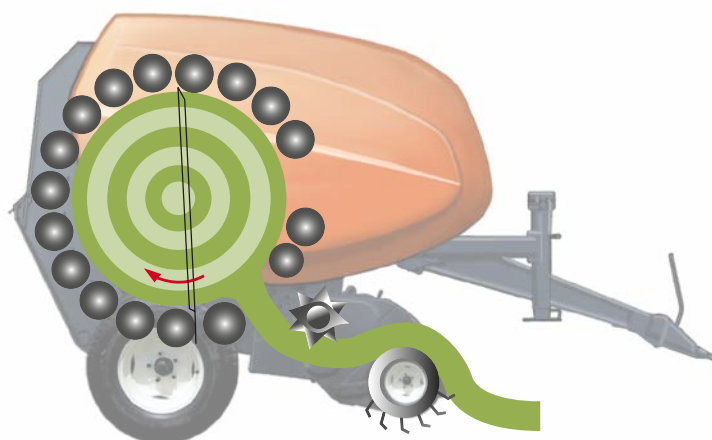


The optional bale ramp ensures the bale rolls clear of the tailgate to avoid having to reverse after completing each bale.



PowerMax: full roller bale chamber

**Consistent performance in all conditions
– the BF3255 is the specialist baler for heavy
silage conditions.**



PowerMax full roller bale chamber
for high density bale production.

Top performance in all conditions

The BF3255 is the specialist baler for heavy silage conditions. The 17 small diameter ribbed profile rollers provide maximum density and superb bale rotation in all conditions, while at the same time keeping horsepower requirement to a minimum. Bale density can be selected from the comfort of the tractor cab for ultimate flexibility when working in changing crop conditions.

Full roller bale chamber for ultimate versatility

The bale chamber incorporates 17 heavy duty rollers with inner reinforcing discs. This is the ideal solution for producing well shaped and dense bales. The sturdy bale chamber driveline is conceived to withstand the most severe loads, with rollers mounted on heavy-duty remotely greased bearings.



#BF3255 FLEXIWRAP



1 Once the net is applied to the bale the wrapping table is transferred to the tailgate of the baler.



2 The bale is dropped directly onto the wrapping table.



3 As soon as the bale is transferred away from the baler, the tailgate automatically closes, and baling of the next bale can start.



4 The wrapping table moves very fast to the pre-stretchers and wrapping starts instantly.



One-man baling and wrapping combination

The Kubota FlexiWrap combines high density baling, fast, accurate bale transfer and a high speed twin satellite wrapper. It is the ideal solution for cost effective one-man operation. Operator friendly features such low net loading height and hydraulic operation of spare film cassettes ensure long days baling are high on output and low on stress.

Fast and accurate bale transfer

When the bale is complete and net has been applied, the wrapping table moves forward to the tailgate of the baler, ready to receive the finished bale. The tailgate is opened automatically and the bale is dropped directly onto the wrapping table. This provides very safe bale transfer with no risk of the bale rolling off the wrapping table, even when working in very hilly conditions. The wrapping table with four endless belts carries and rotates the bale evenly during wrapping with no risk of film damage.

High speed wrapping

Twin pre-stretchers ensure high speed wrapping, so wrapping will finish before the next bale is ready. The pre-stretchers are positioned close to the bale, to limit the amount of air trapped under the film during the wrapping cycle. The low mounted wrapping table ensures gentle unloading of bales. In addition, the wrapped bale can be unloaded either automatically or manually according to working conditions and operator preference.

Bale turner (option)

The BF3255 FlexiWrap can be fitted with an optional bale-on-end kit. The bale is tipped off gently on to its end, where there are a higher number of film layers, reducing the risk of film damage from aggressive stubbles or stones.



#BF3255 FLEXIWRAP



Robust concept: strong and durable chassis

Incorporating a Kubota BF3255 baler with a twin satellite wrapper, the FlexiWrap baler-wrapper combination is built around a strong and durable tandem axle chassis. Equipped with 500/50-17 flotation tyres, weight is evenly distributed for reduced ground compaction in the field, while also providing greater stability during road transport.



Twin satellite wrapper
with 2 pre-stretchers
and 4 endless belts
for fast and stable
wrapping.



Bale turner.



High Speed Wrapping.



Stretch film cassette with hydraulic operation for maximum operator convenience.

Did you know?

Gonshiro Kubota founded the company because he could no longer stand to see people dying from contaminated drinking water. He began by manufacturing products for clean water supply. Since then, we have been offering various products that help to improve the living conditions of people and society. That's what "For Earth, For Life" stands for.



Efficient farming: discover the possibilities

Kubota's precision farming offering consists of innovative and custom made equipment, designed to manage your farm with success. Now you can carry out the work in a smarter, more efficient and easier way to get the best out of your machines and crops, as well as saving time and money in fertiliser, chemicals and seeds.



Be a PRO in increasing productivity

The IsoMatch Tellus PRO 12-inch terminal provides you with the optimal solution for an all-in-one control system inside the tractor cab including automatic steering. It is the centre for connecting all ISOBUS machines, running precision farming applications and Farm Management Systems. It offers everything you need to get the maximum out of your machines and crop, as well as cost savings in fertiliser, chemicals and seeds by using automatic section control and variable rate control. With the unique dual screen functionality it gives you the opportunity to view and manage two machines and/or processes simultaneously.

Easy control management

The IsoMatch Tellus GO is a cost-efficient 7-inch terminal, especially developed for managing the machine in a simple way. You are in full control of the machine in exactly the way you want. Easily set up the machine with the soft keys via the 7-inch touch screen and for optimal control while driving simply use the hard keys and rotary switch. Controlling the implement has never been so easy.





Did you know?

Did you know that Kubota is an ISOBUS pioneer? The Kubota company Kverneland Group invented the ISOBUS technology. And incidentally: Kubota is also leading the industry in AEF certified ISOBUS compatibilites

100% focus, the best performance

As tractor steering with IsoMatch AutoDrive-E is handled automatically, you have the freedom to control and monitor your work in an easy way. While the work is more efficient and overlaps are avoided, you can completely focus on the result in the field. (Only in combination with IsoMatch Tellus PRO).

Advanced precision farming software

IsoMatch GEOCONTROL is an advanced software application within the IsoMatch terminals that helps you to control all ISOBUS compatible Kubota machines. Combined with a GPS receiver it fulfils the future needs in terms of innovative and efficient farming! The IsoMatch GEOCONTROL precision farming application includes Manual Guidance and Data Management free of charge. It is possible to expand this application with Section Control and/or Variable Rate Control.

Enhance your success with E-learning

IsoMatch Simulator is a free downloadable virtual training program. It simulates all functions of the IsoMatch Universal Terminals and Kubota ISOBUS machines. Train yourself and make yourself familiar with your machine to avoid errors and enhance your machine performance.



IsoMatch Grip

This ISOBUS auxiliary device is made for maximum machine control and efficient farming. Operate up to 44 implement functions per machine.



IsoMatch Global

The IsoMatch Global is the GPS antenna, with DGPS accuracy, in the IsoMatch product range. It enables satellite navigation for site-specific section control, variable rate application, manual guidance and field registration



IsoMatch InLine

Light bar for manual guidance including section status information. Manage the distance from the A-B line and steer for the ideal position.



IsoMatch (Multi)Eye

Connect up to 4 cameras to the IsoMatch Universal Terminals. It gives you full control and overview of the entire machine operation.

Kubota Farm Solutions: 360° performance for 100% success

We understand that you need more than powerful tractors and implements to succeed: namely, an integrated system of products and services to increase your competitiveness and preparation for the future. With Kubota Farm Solutions (KFS), we have brought together our solutions in a system— and targeted our proposition to you. From intelligent technology to individual services, the KFS advantages complement each other, forming a circle that ends where it begins: with our commitment to support you a little better every time, now and in the future.





Performance

You have a clear objective: to get your work done productively and successfully while being relaxed. Kubota offers you the equipment that can best support you in this endeavour. Whichever tractor or implements you decide on, you can always count on proven quality, excellent performance, and co-ordinated features. In short: intelligent and reliable technology that gets you a decisive step closer to your goal.



Control

You want full control over what you are doing. Kubota provides you with perfectly integrated systems to help you achieve that. From machine optimisation to implement monitoring, you can control the tractor and resources easily from a single terminal. This not only provides you with a better overview of all work processes, but also allows you to work without stress.



Optimisation

You know exactly how you want to get your work done: efficiently, precisely, and most comfortably. Kubota gives you everything you need to obtain optimal results while remaining at ease. With our ISOBUS technology, precision farming solutions, and automatic steering system, you can apply seeds, fertilisers, and pesticides with extreme precision. This lowers your costs and reduces your workload.



Value protection

You know what it takes to be commercially successful: top performance with every task and top conditions over many years. Once again, Kubota offers solutions that fulfil what they promise. Our parts are manufactured to the same high standards and strict specifications as the Kubota machines.



Finance management

You want to improve your productivity, but not at any cost. With Kubota Finance, you can make your planned investment with ease, convenience, and safety. Whether financing or leasing, you benefit from professional advice and attractive conditions. All you need in order to gain the advantages of a technology that drives your success forward. Whether you need machines or services, you have full control of the costs.

Technical data

Model		BF2255 F	BF2255 R	BF2255 SC14	BF3255 R	BF3255 SC14	BF3255 SC25
Weight and dimensions							
Length	(m)	4.10	4.10	4.10	4.10	4.10	4.10
Width	(m)	2.52	2.52	2.52	2.52	2.52	2.52
Height	(m)	2.30	2.30	2.30	2.30	2.30	2.30
Weight	(kg)	2320	2620	2900	2840	3040	3340
Bale chamber							
Rollers	(nb)	5	5	5	17	17	17
Slats	(nb)	16	24	24	-	-	-
Diameter	(m)	1.25	1.25	1.25	1.25	1.25	1.25
Width	(m)	1.20	1.20	1.20	1.20	1.20	1.20
Bale ramp		o	o	o	o	o	o
Tear drop plate		o	o	o	o	o	o
Central roller bearing greasing system		-	-	-	●	●	●
Pick-up							
Working width	(cm)	200	200	220	220	220	220
Tine rows	(nb)	4	4	5	5	5	5
Tine spacing	(mm)	60	60	60	60	60	60
Crop deflector		●	-	-	-	-	-
Roller crop press		-	●	●	●	●	●
2 Pneumatic gauge wheels		●	●	●	●	●	●
Intake							
Fork Feeder		●	-	-	-	-	-
PowerFeed Rotor		-	●	-	●	-	-
SuperCut 14 knives		-	-	●	-	●	-
SuperCut 25 knives		-	-	-	-	-	●
Single knife protection		-	-	-	-	●	-
Double knife protection		-	-	-	-	-	●
Knife group selection		-	-	-	-	-	●
Drop floor		-	-	●	●	●	●
Driveline							
11/4" chains		●	●	●	●	●	●
Automatic chain lube system		●	●	●	●	●	●
Shear bolt protection		●	-	-	-	-	-
Cam clutch protection		o	●	●	●	●	●
Binding (PowerBind)							
Net only variant		3 rolls	3 rolls	3 rolls	3 rolls	3 rolls	3 rolls
Net & Twine variant		8 balls+3rolls	8 balls+3rolls	8 balls+3rolls	8 balls+3rolls	8 balls+3rolls	-
Wrapping Unit							
Support rollers / belts	(nb)	-	-	-	-	-	-
2 Film pre-stretchers		-	-	-	-	-	-
2 Film cutter		-	-	-	-	-	-
Film roll magazine		-	-	-	-	-	-
Bale turner		-	-	-	-	-	-
Operation							
Focus 3 terminal (non Isobus vers. only)		●	●	●	●	●	●
Isobus compatibility option		o	o	o	o	o	o
IsoMatch Tellus Go (only with Isobus option)		o	o	o	o	o	o
IsoMatch Tellus (only with Isobus option)		o	o	o	o	o	o
Hydraulic outlets		2SA	2SA	2SA	2SA	2SA	2SA
Wheels and Axles							
11.5/80-15		●	●	-	-	-	-
15.0/55-17		o	o	●	●	●	●
19.0/45-17		-	o	o	o	o	o
500/50-17 (* tandem axle)		-	-	-	-	o	o
550/45-22.5		-	-	-	-	o	o
Hydraulic brakes		-	-	-	o	o	o
Air brakes		-	-	-	o	o	o
Others							
Reversible drawbar		●	●	●	●	●	●
PTO	(rpm)	540	540	540	540	540	540
Min. power requirements	(kW/hp)	37/50	45/60	51/70	51/70	59/80	73/100

- not available o option ● standard

BF3255 SC14 FlexiWrap	BF3255 SC25 FlexiWrap						
7.45	7.45						
2.98	2.98						
3.10	3.10						
5840	6140						
17	17						
-	-						
1.25	1.25						
1.20	1.20						
-	-						
o	o						
●	●						
220	220						
5	5						
60	60						
-	-						
●	●						
●	●						
-	-						
-	-						
●	-						
-	●						
●	-						
-	●						
-	●						
●	●						
●	●						
●	●						
-	-						
●	●						
3 rolls	3 rolls						
-	-						
2/4	2/4						
●	●						
●	●						
10	10						
o	o						
-	-						
●	●						
o	o						
o	o						
1SA+1DA	1SA+1DA						
-	-						
-	-						
-	-						
●(*)	●(*)						
-	-						
●	●						
o	o						
●	●						
540	540						
73/100	82/110						

The company reserves the right to change the above specifications without notice. This brochure is for descriptive purpose only. Some of the items pictured in this brochure are optional and not standard equipment. Please consult your local Kubota dealer for warranty, safety or product information. For your safety, Kubota strongly recommend the use of a seat belt in all applications.

® = trade mark protection in the EU.

©2019 Kverneland Group Ravenna Srl

