


For Earth, For Life
Kubota

SE

**KUBOTA
SE SERIES**



A Kubota tractor is shown in the bottom right corner, working in a field. The field is divided into sections of green grass, brown stubble, and dark purple soil. In the background, there are some buildings and trees under a sunset sky. A large teal rectangle with white text is overlaid on the left side of the image.

Fresh thinking is the answer to today's challenges.

The challenges facing the agricultural sector are becoming increasingly bigger. And when times are tough, only one thing helps: a new way of thinking. Envisaging alternative options and making smart decisions. For your next tractor purchase, this means opting for efficiency instead of image. For a tractor that can do tough work with top performance whilst under constant strain. And all that at a reasonable price. A Kubota tractor is exactly the right alternative at times like these.





#Choppers

SE1001-8000: versatile, reliable, efficient!

The extensive range of Kubota choppers ensures there is a model to suit every operating requirement. Each model provides great results in a wide variety of conditions. All models are solidly constructed with a robust gearbox and rugged “V” belt transmission. A high strength body with double plating in critical areas provides further reassurance. A combination of precision engineered rotor shafts and hard wearing blades ensure reliable operation, while keeping maintenance requirements to a minimum.



SE1001 and SE3000 series

Choppers for green areas and vineyards with working widths from 1.20-2.50m.

SE2000 and SE2000P series

Side pivoting choppers for road maintenance with working widths from 1.55-2.50m.

SE4000 series

Multipurpose light choppers with working widths from 2.35-3.25m.



SE5000-SE6000 series

Multipurpose choppers with working widths from 2.35-3.20m.

SE7000L-SE7000 series

Agri choppers with working widths from 1.95 -3.20m.

SE8000 series

Agri choppers with working widths from 3.20-4.00m.



#SE1001

Strong partner: The specialist for green areas

The Kubota SE1001 grass chopper is a small, medium duty machine suited to operation use on slightly rough ground, green amenity areas and tidying up pasture.



Compact size – easy to operate

The Kubota SE1001 series chopper is available in three models with working widths from 1.20m to 1.80m, is very easy to operate and requires minimal maintenance.

As well as the universal blades fitted as standard, blades for stony conditions and cup blades can also be fitted on request. The Kubota SE1001 is suitable for tractors up to 50hp and it is the perfect choice for green areas.

The core of the FML chopper is the rotor: fast rotation speed (2052rpm) in combination with a high number of blades give the SE1001 a superb chopping performance.

As standard the SE1001 offers a mechanical offset: the headstock can be fitted in the centre or on the left side of the chopping unit.

The SE1001 is equipped as standard with a rear roller which allows reliable cutting height control. Alternatively a pair of skids can be supplied on demand.



All gearboxes on Kubota choppers range feature as standard an integrated free wheel.



The SE1001 is equipped as standard with a rear roller which allows accurate control of cutting height.





#SE3000

Unmatched: efficient and durable

The Kubota SE3000 Chopper is a compact and heavy duty machine for moderately demanding jobs in soft and top fruit orchards, vineyards and light undergrowth. It is also equally at home tidying pasture and other grass fields, chopping straw and stubble.



Compact heavy duty machine

Due to its rugged construction the SE3000 series ensures a long lifetime with minimal maintenance. Adjustable headstock offset up to 500mm gives added versatility for reaching under fruit trees and safer working close to the edges of drainage channels.

As an option, hydraulic adjustment of the offset can be specified. In addition the standard roller and skids support the chopper and provide a consistent working height.

The design of the SE3000 series is modern and versatile; the latest generation rotor can be equipped with different types of blades, making them adaptable to most conditions. Highest rotor speeds (2160rpm) in combination with a counterknife and a double skin, guarantee an excellent shredding effect with minimal power requirement.

Did you know?

Did you know that Kubota manufactures products in seven European countries? This proximity to the market is central to the company's philosophy. Each factory adheres to the same high Japanese quality standards, whether it is located in Germany, France, or Japan.



The Kubota SE3000 series can be equipped with rake tines to improve chopping on prunings.



A 160mm diameter roller with an adjustable scraper is fitted as standard equipment and ensures correct field performance.

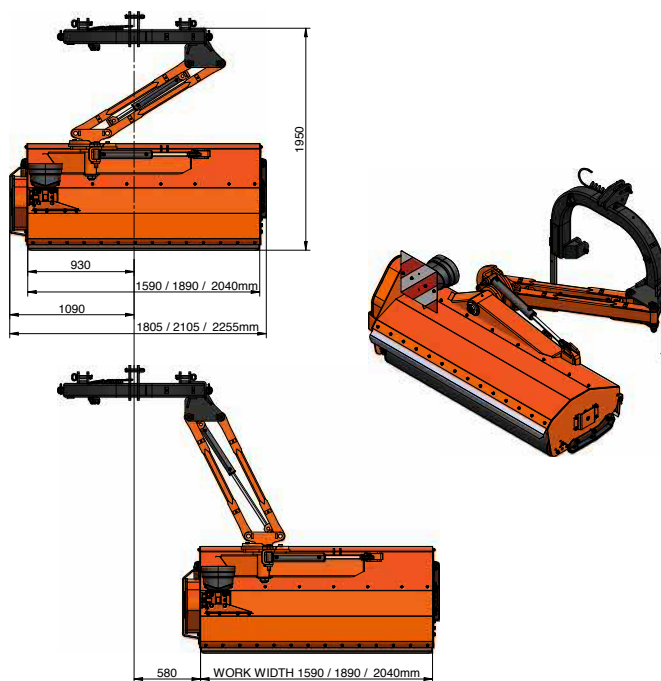


#SE2000

Efficient working: in all conditions

The Kubota SE2000 series is a new multipurpose chopper for road maintenance, clearing out field edges, ditches and hedges. In addition the SE2000 series shows versatility in operation on grass, light wood and bushes thus being ideal for the maintenance of parks, gardens and road sides.





Offset articulation

Different offset positions can be reached by different working widths. Versatile in all conditions due to extremely efficient articulation (-65° & $+90^\circ$).



Maximum versatility - Cutting horizontal.



Vertical.



Banks down to an angle of -65 degrees.

Frame

Solid construction, heavily protected and reinforced with double skin as standard.

Rotor

High performance rotor with fast rotation speed, combined with large number of hammer blades (13 per meter) ensure superb chopping performance in all conditions. (universal or rock blades also optionally available).

Transmission

Gearbox with freewheel inside and four belts with automatic tensioner ensures smooth and reliable power transmission to the rotor.

Roller

Standard 195mm diameter roller with integrated bearings and easy cutting height adjustment.



More offset: more versatility

Due to the possibility of different working angle positions, the SE2000P series is a highly versatile solution for farm and road maintenance purposes. Compact but robust it offers superb manoeuvrability and provides a high level of reliability.

Compact and easy

Compared to the standard SE2000 chopper, the plus version offers greater offset (1255mm) and reaches positions and working angles impossible to get to with other machines. In addition the SE2000P can be combined with a front mounted chopper (SE4000 and SE6000 series), to maximise working width.

Lateral transmission

Power transmission by gearbox with integrated freewheel (up to 150hp) and five belts which incorporate an automatic tensioner, provide stable rotor speed even when working in tough conditions. A PTO shaft with wide angle joint is fitted as standard equipment.

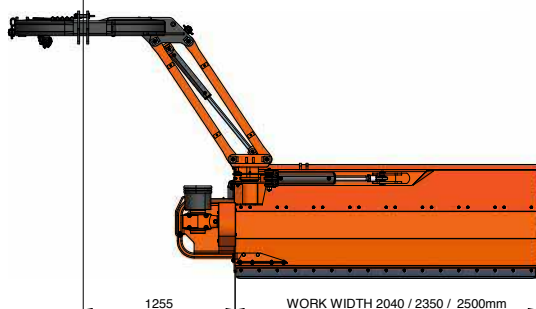
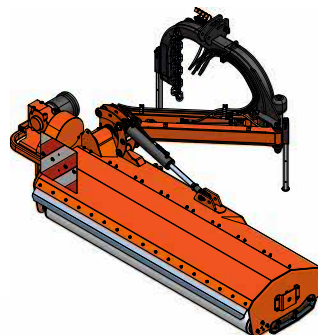
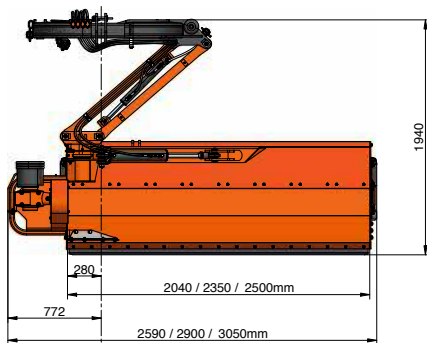
Robust and guarded

Main frame and parallelogram articulation designed according to FEM analysis and calculations; heavily tested in Kverneland Klepp laboratory to ensure reliable and long working life. Gearbox and transmission protected against misuse during operation.



Did you know?

Did you know that our parts are manufactured to the same high standards and strict specifications as the Kubota machines? Genuine parts will always work and fit as intended, and are guaranteed to keep your machine running at maximum performance.



Offset articulation

Different offset positions can be reached by different working widths. Versatile in all conditions due to extremely efficient articulation (-65° & $+90^\circ$).



#SE4000

Multi-purpose: Front, rear, offset!

Multi-purpose - for chopping grass, pasture, set-aside land and stubble.
A strong double headstock allows mounting the machine in front or behind the tractor. Together with an hydraulic offset facility, it gives multi purpose versatility for nearly all conditions e.g. clearing out field edges, orchards, road edges.
Available with hammer blades or universal Y blades combined with fan blades.

Hydraulic Offset

Ideal for clearing out field edges. Versatile use also for road maintenance. The precisely aligned offset frame machined after the welding process ensures strong and reliable guidance.

Greasable nylon bushes ensure a long lifetime.



Auto-alignment

The central gearbox fitted into the headstock ensures that the pto-shaft remains at the same angle in all working positions. Even on max. 500 mm offset the pto angle does not change. This guarantees a smooth drive, reduced wear and a longer lifetime of the pto shaft and the whole driveline (crosses and yokes).

Rear roller

Standard equipment for reliable depth control in all conditions. Ø 160mm with 45mm bearing hub and greasable ball bearings. Replaceable integrated bearing housing. Roller interchangeable with skids.





Headstock

The heavy duty headstock is well proven with the design taken from the Kverneland harrow range.



Lateral Drive

Drive by five VX type V-belts running on invertible pulleys which allows adaptation for 540 or 1000 rpm drive. Idle wheel with automatic tensioner spring always ensures stable and low wear on belt drive.



Counter Knives and Double Skin

One standard U-counter knife. A second U-counter knife is available (optional equipment) for more intense shredding and heavy conditions. Also combinable with double skin.



Hammer blades



Y blades



#SE5000



A clear advantage: versatile and reliable

The Kubota SE5000 series is a multi-purpose machine for chopping grass, pasture, set-aside land and stubble. The hydraulic offset facility of the SE5000 gives you the possibility to clear out field edges, orchards and road edges.

Cost effective machine

A choice of hammer blades or universal Y blades with short fan blades produce perfect shredding quality in all conditions. With an offset facility of up to 52cm the SE5000 range is the ideal solution for field and farm maintenance. In addition the large diameter of the rotor (540mm) guarantees excellent cut quality with low power requirement. Easy and minimal maintenance make the SE5000 series a cost effective machine to operate.

Frame


Headstock designed and tested for heavy applications. With all forces and stress concentrated on the three point linkage.

Transmission

Central gearbox rated up to 160hp with an integrated free wheel as standard. The drive pulleys are reversible allowing for operation with either 540 or 1000 rpm input speed. Five grooved V-belts combined with an automatic tensioner ensure smooth power transmission. No maintenance required.

Performance

A massively strong tube with dimensions of 245 x 10mm forms the basis of the rotor. The large overall working diameter of the rotor (540mm) guarantees an excellent cut with a low power requirement. The counterknife and the double skin are suggested for a finer shredding of residues and a longer working life of the frame. Skids and a roller are standard equipment and provide accurate control of working height. The roller has a 245mm diameter and is self-cleaning (the blades are running very close to the roller profile - 15mm).



1. Frame.
2. Transmission.
3. Rotor.



#SE6000

Unmatched: versatility combined with efficiency

Double headstock allows front or rear mounting of the SE6000. Sliding tube integrated in the headstock; all forces are concentrated on the three point linkage. Standard fit 52cm hydraulically operated offset facility.



Double headstock.



Front mounting.

Robust transmission

A central gearbox rated up to 160 hp with double integrated free wheel as standard. The drive pulleys are reversible allowing for operation with either 540 or 1000 rpm input speed. Five V-belts combined with an automatic belt tensioner ensures smooth power transmission, preventing slippage in the toughest working conditions. No maintenance is required. The double headstock allows front or rear mounting of the SE6000 series. Sliding tubes are integrated in the headstock; all stresses are concentrated on the three point linkage. Standard fit 52cm hydraulically operated offset facility.





#SE7000L

Excellent performance: low operating costs

Excellent performance as well as very limited power requirement and maintenance activities (low operating costs) make the SE7000L chopper the ideal choice for farmers and contractors.





An agri chopper suitable for different crops

The Kubota 7280L is an agri chopper suitable for grassland renewal, maize, sunflower and sorghum shredding. The frame of the chopping unit is designed with a curved profile, while the rear cover can be opened to handle large amounts of crop residue. In addition, the high chopping chamber guarantees blockage free performance in even the toughest conditions.

The roller bearings are integrated and protected and do not need regular greasing. The semi pivoting wheel kit is also maintenance free. A double skin and a second counter knife can be added as accessories in order to extend the life of the chassis and create finer chopped residues.



The rotor of the SE7280L can be equipped with universal blades or hammer blades. Lateral skids are fitted as standard.



SE7280L can be equipped with a rear roller (195 mm diameter) or 2 semi-pivoting wheels (size 155 SR13) for a constant control of the working height.



#SE7000

Great versatility in all conditions: the chopper for specialists



The SE7000 range comprises Kubota's largest and toughest grass and straw choppers built for heavy-duty work on set-aside land and cultivated fields. But also suited to fruit farms, clearing scrub and tidying pasture. The SE7000 series is available in 4 working widths covering all operating requirements.

Unique versatility and high field performance

Kubota SE7000 choppers offer unique operational versatility. The high rotor speed combined with a large number of blades increases the cutting efficiency, while reducing the input power required. The rotor is manufactured precisely and is dynamically balanced after the blades have been fitted; this provides smooth running without vibration.

Range of accessories

The SE7000 series can be equipped with different blade types in order to fulfill all operating requirements. Skids are included in the standard configuration. Wheels are optionally available. Furthermore a double skin and second counterknife are also optionally available. However, all models are solidly constructed throughout with a robust gearbox and very strong power transmission to the "V" belts driving the rotor. In addition, a strengthened chassis incorporates double plating in the areas subjected to highest stress.

The combination of Kubota's precisely manufactured rotor shafts and hard wearing blades makes the SE7000 models extremely reliable.





1. Lateral transmission

Five V-belts combined with an automatic belt tensioner ensure smooth power transmission, preventing slippage even in the toughest working conditions. No maintenance is required.

2. Rotor

A massively strong tube with dimensions of 245 x 10mm forms the basis of the rotor. Choice of universal or hammer blades. The large diameter of the rotor (650mm) guarantees excellent cut quality with low power requirement.



#SE8000

The high performer: the king of choppers

The Kubota SE8000 range has been designed to fulfill the most demanding requirements. SE8000 choppers have been designed to provide comprehensive chopping of crop residues for more effective decomposition.

Did you know?

Did you know that Kubota is not only one of the top-50 most recognised brands in Japan, but also one of the largest tractor manufacturers in the world? In 2014 alone, Kubota produced more than 180,000 tractors.





Semi pivoting wheels (10/8.0 x 12.8 ply) as standard ensure good stability and a constant working depth of the SE8000 during field operations.



Semi automatic linkage (Cat III) allows fast coupling of SE8000. In addition the floating top link mounting permits easy control of the working height without stressing the headstock.



The SE8000 is always equipped with a double lateral transmission. External and centralized greasing points for the rotor ensure a quicker maintenance.



More than 40 years experience

The development of the SE8000 series choppers was focused on the requirements of intensive users. They are ideal for very demanding and specialized contractors. The SE8000 is excellent for shredding crop residues, chopping straw, maize and sunflower stalks as well as set-aside land.

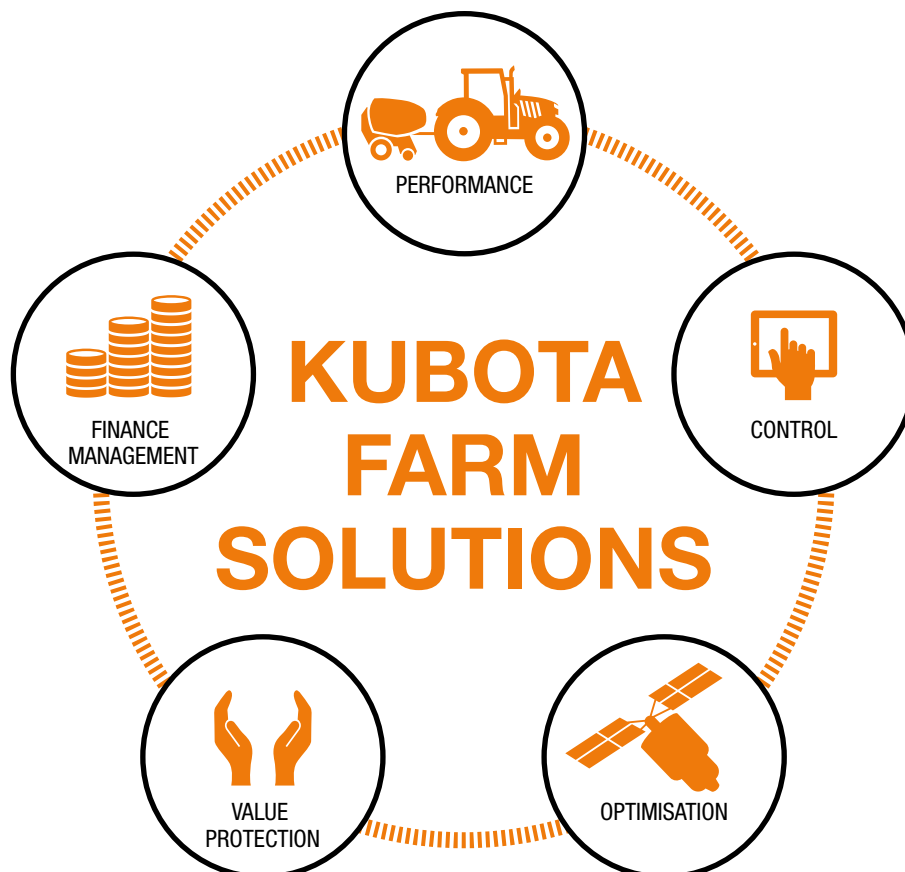


Rotor

The same rotor can be equipped with either Y blades or hammer blades; in all configurations special fan blades lift the material up for a better shredding effect. The large diameter (760mm) guarantees an excellent cut with low power requirement.

Kubota Farm Solutions: 360° performance for 100% success

We understand that you need more than powerful tractors and implements to succeed: namely, an integrated system of products and services to increase your competitiveness and preparation for the future. With Kubota Farm Solutions (KFS), we have brought together our solutions in a system— and targeted our proposition to you. From intelligent technology to individual services, the KFS advantages complement each other, forming a circle that ends where it begins: with our commitment to support you a little better every time, now and in the future.





Performance

You have a clear objective: to get your work done productively and successfully while being relaxed. Kubota offers you the equipment that can best support you in this endeavour. Whichever tractor or implements you decide on, you can always count on proven quality, excellent performance, and co-ordinated features. In short: intelligent and reliable technology that gets you a decisive step closer to your goal.



Control

You want full control over what you are doing. Kubota provides you with perfectly integrated systems to help you achieve that. From machine optimisation to implement monitoring, you can control the tractor and resources easily from a single terminal. This not only provides you with a better overview of all work processes, but also allows you to work without stress.



Optimisation

You know exactly how you want to get your work done: efficiently, precisely, and most comfortably. Kubota gives you everything you need to obtain optimal results while remaining at ease. With our ISOBUS technology, precision farming solutions, and automatic steering system, you can apply seeds, fertilisers, and pesticides with extreme precision. This lowers your costs and reduces your workload.



Value protection

You know what it takes to be commercially successful: top performance with every task and top conditions over many years. Once again, Kubota offers solutions that fulfil what they promise. Our parts are manufactured to the same high standards and strict specifications as the Kubota machines.



Finance management











You want to improve your productivity, but not at any cost. With Kubota Finance, you can make your planned investment with ease, convenience, and safety. Whether financing or leasing, you benefit from professional advice and attractive conditions. All you need in order to gain the advantages of a technology that drives your success forward. Whether you need machines or services, you have full control of the costs.

Technical data

Model		SE1001			SE2000			SE2000P			SE3000				
		Green Area Choppers			Side Pivoting Choppers			Side Pivoting Choppers			Choppers for Green Area and Vineyards				
Dimensions & Weight															
Working width	(cm)	120	150	180	155	185	200	200	230	250	155	185	200	230	250
Transport width	(cm)	140	170	200	180	210	225	255	285	305	177	207	222	252	272
Weight	(kg)	270	300	335	740	780	820	900	960	985	475	540	572	620	655
Attachment to tractor															
Pto input speed	(rpm)	540			540			540			540				
Min-Max. power requirem.	(hp)	25 - 50			45 - 100			70 - 130			35 - 80				
Operation															
No. of universal blades		64	80	96	40	48	52	52	60	64	40	48	52	60	64
No. of hammer blades		-	-	-	20	24	26	26	30	32	20	24	26	30	32
Rotor speed	(rpm)	2052			1800			1858			2160				
Blade tip speed	(m/s)	40			43			44			51				
Rotor shaft diameter	(mm)	40			50			50			50				
Rotor diameter	(mm)	102			169			169			169				
Cutting diameter	(mm)	396			452			452			452				
No. of belts		3			5			5			5				
Belt tensioner		by screw setting			automatic			automatic			automatic				
Equipment															
Offset	(mm)	-			580			1250			500				
Rear roller	(mm)	135 ●			195 ●			195 ●			160 ●				
Rear wheels		-	-	-	-	-	-	-	-	-	-	-	-	-	-
Skids		●	●	●	●	●	●	●	●	●	●	●	●	●	●
I counter knife		-	-	-	●	●	●	●	●	●	●	●	●	●	●
II counter knife		-	-	-	○	○	○	○	○	○	○	○	○	○	○
Double skin		-	-	-	●	●	●	●	●	●	●	●	●	●	●

- not available ○ option ● standard

- not available ○ option ● standard

Model		SE1001	SE2000	SE2000P	SE3000
		Green Area Choppers	Side Pivoting Choppers	Side Pivoting Choppers	Choppers for Green Area and Vineyards
Blades					
Cup blades		●			
Y blades		●			
Y with middle fan blades			●	●	●
Y with long fan blades					
Y with short fan blades					
Y blades					
Hammer blades			●	●	●
Hammer blades					
Hammer blades					
Hammer blades					
Rock blades		●	●	●	●

SE4000			SE5000			SE6000		SE7000L	SE7000				SE8000	
Multipurpose choppers			Multipurpose choppers			Multipurpose		Agri choppers	Agri choppers				Agri choppers	

235	280	325	235	280	320	280	320	280	195	235	280	320	320	400
255	300	345	255	300	345	300	345	300	217	257	302	342	352	432
863	980	1080	1025	1135	1225	1220	1380	940	890	1050	1174	1302	1750	2200

540 or 1000			540 or 1000			540 or 1000		540 or 1000	540 or 1000		540 or 1000		1000	
60 - 140			70 - 160			90 - 160		65 - 110	55 - 160		55 - 160		100 - 260	

40	48	56	56	72	80	72	80	68	48	56	72	80	120	152
20	24	28	28	36	40	36	40	34	24	28	36	40	60	78
1730 - 1828			1844 - 1949			1844 - 1949		1789 - 1887	1844 - 1949				1603	
46 - 48			52 - 55			52 - 55		56 - 59	63 - 66				64	
60			60			60		45	60				60	
220			245			245		194	245				273	
503			541			541		600	651				767	
5			5			5		5	5				2 x 4	
automatic			automatic			automatic		by screw setting	automatic				by screw setting	

500			550			550		540 o	-				-	
195 ●			245 ●			245 ●		245 o	245 o				-	
o	o	o	-	-	-	-	-	o	o	o	o	o	●	●
●	●	●	●	●	●	●	●	●	●	●	●	●	●	●
●	●	●	●	●	●	●	●	●	●	●	●	●	●	●
o	o	o	o	o	o	o	o	o	o	o	o	o	o	o
o	o	o	o	o	o	o	o	o	o	o	o	o	o	o

SE4000			SE5000			SE6000		SE7000L	SE7000				SE8000	
Multipurpose choppers			Multipurpose choppers			Multipurpose		Agri choppers	Agri choppers				Agri choppers	

	●													
				●		●								
								●		●				
													●	
	●													
				●		●								
								●		●				
													●	
	●													





The company reserves the right to change the above specifications without notice. This brochure is for descriptive purpose only. Some of the items pictured in this brochure are optional and not standard equipment. Please consult your local Kubota dealer for warranty, safety or product information. For your safety, Kubota strongly recommend the use of a seat belt in all applications.

® = trade mark protection in the EU.

©2019 Kverneland Group Revenna Srl

