

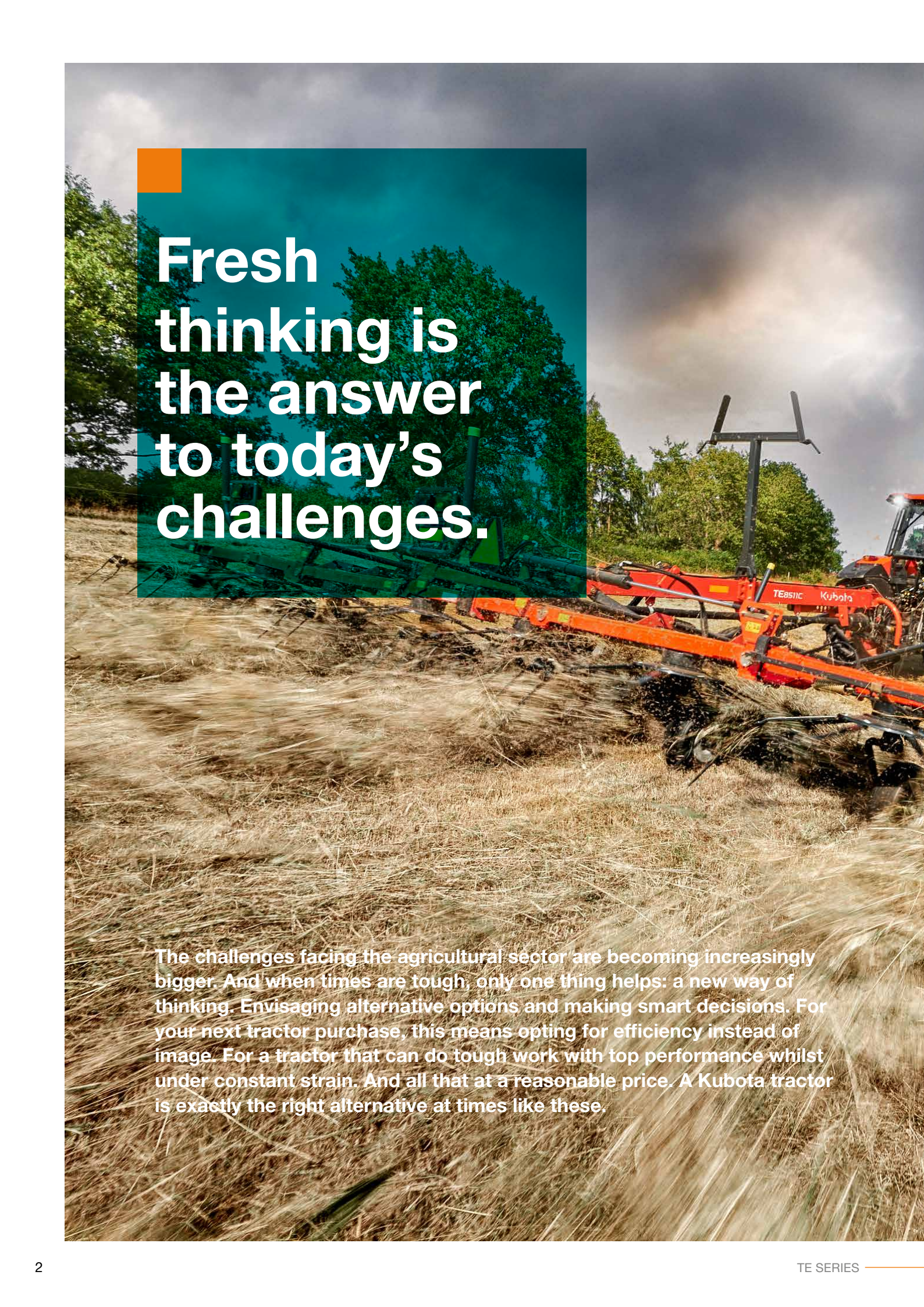
For Earth, For Life  
**Kubota**

**TE**

**KUBOTA  
TE SERIES**







# Fresh thinking is the answer to today's challenges.

The challenges facing the agricultural sector are becoming increasingly bigger. And when times are tough, only one thing helps: a new way of thinking. Envisaging alternative options and making smart decisions. For your next tractor purchase, this means opting for efficiency instead of image. For a tractor that can do tough work with top performance whilst under constant strain. And all that at a reasonable price. A Kubota tractor is exactly the right alternative at times like these.









#Highlights

# TE4000-10000: High capacity machinery

For delivering the best possible output in the most efficient way, it requires a tedder that is made for all conditions. You need an easy but also robust machine that gets the job done to your satisfaction.



## **Mounted tedders – CompactLine**

Model TE4046-4052-6060-8080.  
Working width between 4,60 and 8,05m.

## **Trailed tedders – CompactLine**

Model TE4052T.  
Working width of 5,20m.

## **Mounted tedders – ProLine**

Model TE4555-6568-6576-8590-10511.  
Working width from 5,50 to 9,00m.



**Transport carrier tedders  
– ProLine**

Model TE6576CD-8590C/CD.  
Working width from 7.60 to  
9.00m.

**Trailed tedders  
– ProLine**

Model TE6583T-1134T.  
Working width of 8.05m.

**Carrier frame tedders  
– ProLine**

Model TE8511C-10511C-  
10514C.  
Working width between 11.00  
and 13.30m.





#Gearbox/mainframe

# CompactLine: maintenance-friendly gearbox


Gearbox not part of the main frame.

Stable, torsion stiff gear pairing in one housing.


No loads/torsion on gearbox.

Compact maintenance-friendly gearbox, with one grease nipple.

Double gear-bearings give large support to whole rotor.



# ProLine: maintenance-free gearbox



## A strong reliable heart

Kubota ProLine tedders feature a uniquely designed self-contained rotor gearbox. The ProLine gearbox requires no maintenance, and is situated in an enclosed oilbath, set up to ensure permanent lubrication. No service or maintenance of the ProLine gearbox is needed. The gearboxes do not serve as part of the frame, but are bolted onto the fully welded mainframe. This ensures that no load and strain from frame or tine arm vibrations will be transmitted by the gearbox, adding to significantly longer lifetime.


The ProLine gearboxes feature reliable crown and pinion drives positioned in one housing. The main crown wheel in each gearbox is mounted directly to the casing by means of double bearing. The double bearings on both sides of the hexagonal drive shaft keeps the shaft securely in place, even when operating in heavy duty wet crop.



Maintenance-free roller bearing for best possible performance and higher second hand value.

## Heavy duty mainframe design

The Kubota tedders are built around a rugged new box section mainframe, made out of one piece of metal with only one welding seam – for maximum rigidity. The frame design is fully enclosed at the top edge for maximum strength – an exceptionally solid design, which allows the Kubota tedders to withstand the most severe loads.



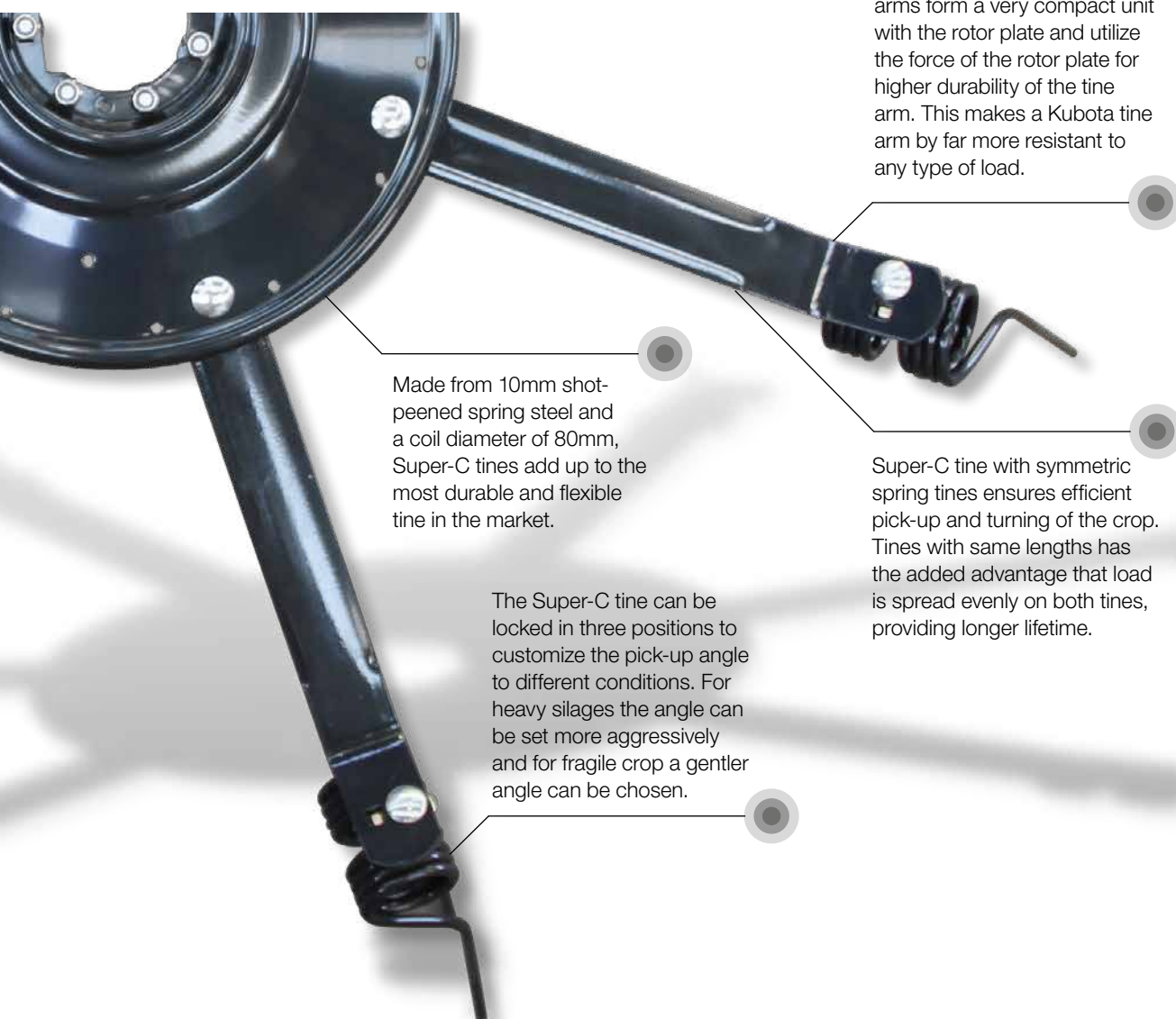
The large drive shafts and double U-joints give smooth, efficient transfer of power through the frame allowing each rotor to accurately follow field contours.



#Super-C tines

# ProLine Super-C tines: Even spread – clean job

Kubota tedders help you produce high quality crop, even under difficult weather circumstances. Ever changing weather conditions often leave a very tight time window to prepare the crop. When the weather proves to be flexible, it is vital that your gear and equipment is just as flexible.



Made from flat steel, the tine arms form a very compact unit with the rotor plate and utilize the force of the rotor plate for higher durability of the tine arm. This makes a Kubota tine arm by far more resistant to any type of load.

Made from 10mm shot-peened spring steel and a coil diameter of 80mm, Super-C tines add up to the most durable and flexible tine in the market.

The Super-C tine can be locked in three positions to customize the pick-up angle to different conditions. For heavy silages the angle can be set more aggressively and for fragile crop a gentler angle can be chosen.

Super-C tine with symmetric spring tines ensures efficient pick-up and turning of the crop. Tines with same lengths has the added advantage that load is spread evenly on both tines, providing longer lifetime.



### Take the lead in beating the weather

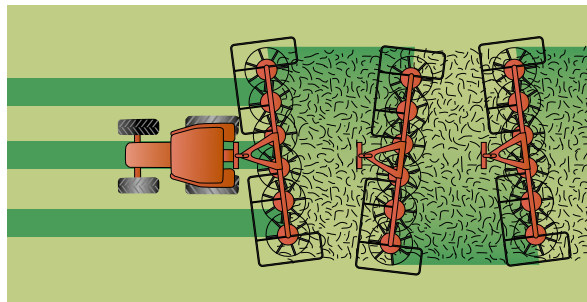
The Kubota tedders are the right tools to accomplish uniform and rapid drying action of the crop. The Kubota Super-C tines, working with generous overlap thanks to the rotor design, always leave an airy and evenly spread crop, speeding up the drying process, so you can chop or bale the crop in time. Kubota tedders allow you to instantly react to unpredictable weather conditions.

### The Super-C tine

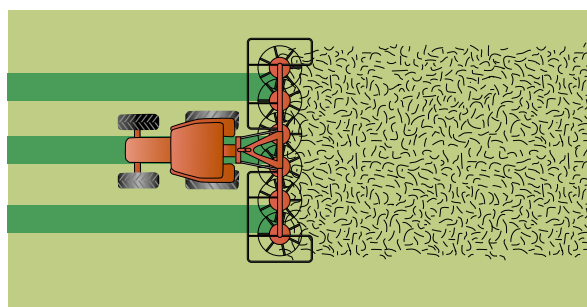
In order to produce high quality silage or hay, the crop must be spread evenly across the field to facilitate a uniform drying process. In addition soil contamination is a no go.

The symmetric Kubota Super-C tines of identical length efficiently pick up the crop and turn it for a very efficient crop flow. The crop is spread evenly and thrown over a wide distance, to ensure that the wet crop is placed on top of dry crop. Tines with same lengths has the added advantage that load is spread evenly on both tines, providing longer life time.

The Kubota Super-C tines are made of 10mm shot-peened spring steel. Spring diameter coils have 20% larger diameters than conventional designs for added service life, even when tedding large quantities of crop. Additionally optional tine saver clips are available.



Conventional systems.



Kubota oscillation dampers.

### Oscillation dampers

The Kubota oscillation dampers ensure excellent ground contour following and tedder flotation. The construction of the oscillation dampers results in a smooth and even distribution of the grass, due to the constant tine distance to the ground.

The distant linkage point means that it offers excellent running characteristics compared to conventional oscillation dampers. The fact that the linkage is positioned low on the headstock results in a more effective damping action during transport.



ProLine tedders are fitted with 10mm shot-peened spring steel combined with a coil diameter of 80mm that adds up to the most durable and flexible tine in the market.



Easy adjustment of spreading angle via pin holes, no tools required.



Optional third wheel lead to even more accurate track following and better tedding action.





#TE8511C-10514C

# High capacity tedders: easy handling

**These machines offer a new dimension in efficiency and stability. Up to 10 rotors with 7 tine arms each, can neatly spread four 3.00m swaths. The solid design is your guarantee of a long lifetime, even when working in the toughest conditions. Its' large gears, sturdy shock proof bearings and oil-immersed drive system require zero lubrication.**







Fast and efficient conversion from transport to working position.



During transport both tedders have a height of 3.35m and a width below 3.00m.

### Sheer efficiency

These easy to use machines are operated fully hydraulically and can be controlled from the tractor cab. High ground clearance and a wide wheelbase provide absolute road stability at high transport speeds. The folding mechanism and conversion to border tedding is hydraulic, and controlled from the tractor seat.

### Minimum maintenance

All vital parts are enclosed in a permanent oilbath for extreme durability and stability. The bearings offer a further innovation, with which the individual framework construction units are connected. The ball bearings are life span lubricated. This absolutely maintenance-free kind of storage guarantees maximum stability and life span.

### Unique transport solution

Both tedders offer a unique transport solution that improves total work of the tedder. In transport position the outer rotors are folded forward onto a carrier frame. A transport height of only 3.35m, and a transport width of less than 3.00m is achieved this way. The carrier frame allows the tedders to move forward quickly and easily, when going from one field to another.



Strong and stable wheels for transport.



Excellent adaptation to ground contours, along with exceptional manoeuvrability.



For border tedding the outer rotors are pivoted, to secure evenly inward spreading.



80° turning angle ensures excellent manoeuvrability.





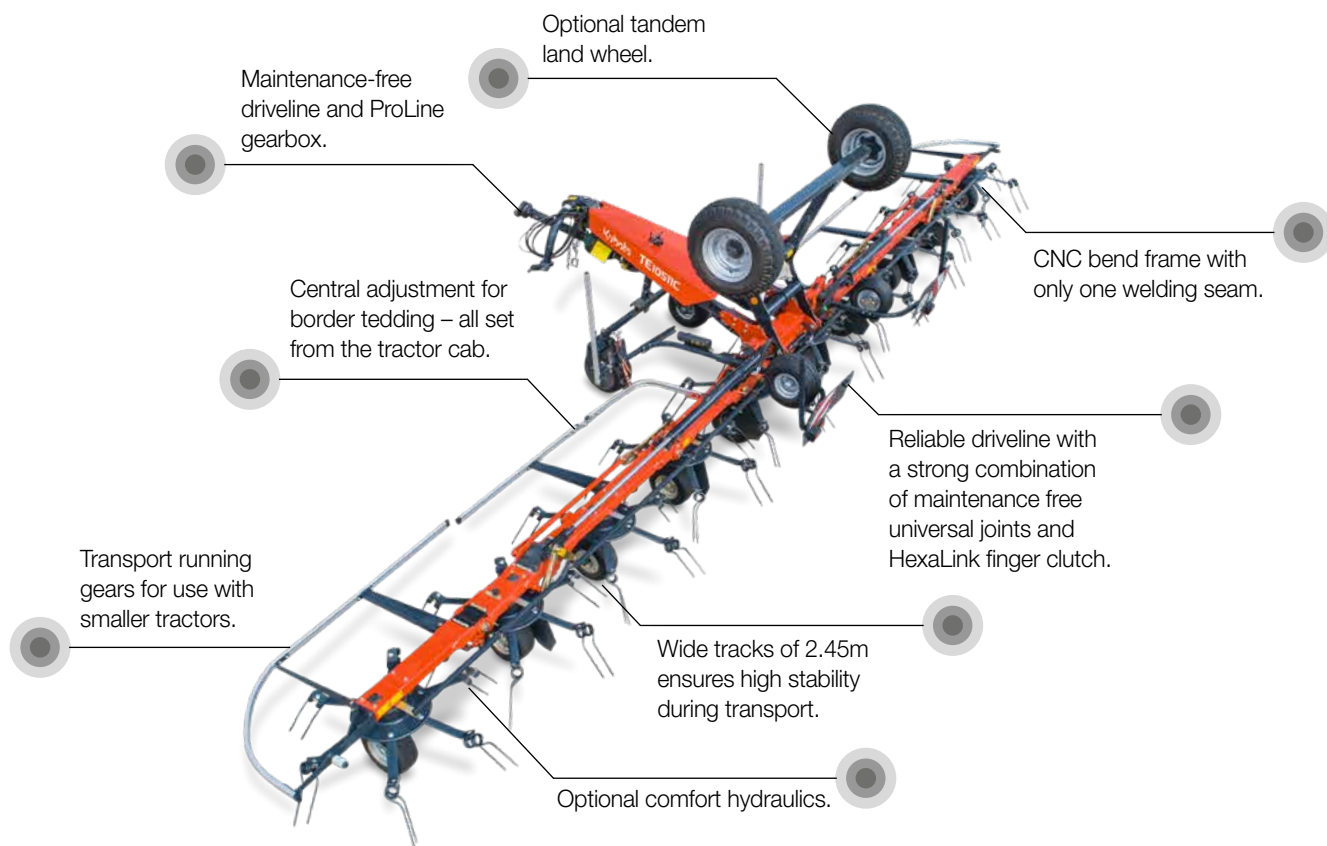
#TE8590C-10511C

# Dynamic and powerful: maximum efficiency

The TE8590C with 9m, 8-rotor and the TE10511C with 11.2m, 10-rotors are carrier frame tedders purpose-built for use with smaller tractors. The wide track width ensures stable running characteristics during road transport.







### Clever transport solution

Due to the carrier frame concept, the lifting capacity of the tractor is not a limiting factor and it can be operated with tractors starting from 60hp.

In road transport, tedder weight rests on the running gear, rather than on the tractor's rear axle. The optimised driveline provides low input requirement, so you can easily use a small tractor and still work at wide working widths - the ideal solution that saves fuel and running costs.

### The carrier frame takes the strain

The carrier frame concept of TE8590C and TE10511C allows it to be managed using smaller tractors than conventional designs. Both offer very compact storage and transport height due to the implementation of the HexaLink finger clutch system in the joints of the two outer rotors.

The remaining rotors are driven by maintenance-free universal joints, for strong and efficient transfer of power, including the possibility of running in folded position.



New optional third wheel with tandem axle for high accuracy in ground followings.



Standard running wheels of both models are extra wide 10.0/75 – 15.3 tyres with a generous track width of 2.45m.



Kubota HexaLink finger clutch permits a 180° folding of the rotors for transport.



#TE4555-6568-6576-8590-10511

### Did you know?

Did you know that our parts are manufactured to the same high standards and strict specifications as the Kubota machines? Genuine parts will always work and fit as intended, and are guaranteed to keep your machine running at maximum performance.



A hydraulic headland kit is available as option.



New aluminium rail guards, which are low in weight, but still extremely impact resistant.

Keep the crop inside the field with border tending, tending the crop away from the border line.







# Productivity at the core

**Kubota's latest generation of mounted tedders is designed to perform perfect in all crop conditions, with a minimum of non-productive maintenance required and with diminished transport dimensions.**

## **Heavy duty confidence**

TE4555 provides a working range of 5.5m, the 6-rotor TE6568 and 6576 offer 6.8 and 7.6m working width, while the 8-rotor TE8590 spans 9.0m. Featuring a heavy duty fully closed headstock and a strong V-shaped central unit, this machine will fit perfectly into the operation of professional farmers, looking for a strong, effective, and versatile tedder.

## **Maintenance made easy**

Powered by maintenance-free driveline and gearboxes, focus can be directed towards the essentials to maximize productivity. No time is wasted on time consuming greasing. Additionally the hinges are connected with strong maintenance-free roller bearings for extended longevity and stability of the connection points.

## **High quality tedding in all conditions**

The tine arm design, with flat steel tine arms, ensures that high loads can be transferred without any bending of the arms, leading to perfect tedding of even the heaviest crop. Additionally the strong oscillation dampers provide stable and accurate running characteristics, leading to an even spreading pattern across the complete working width. All standard settings, like rotor and tine angle adjustment and setting for border tedding are easily done.



Kubota HexaLink finger clutch permits a 180° folding of the rotors for transport.



All tedders can be equipped with a third wheel to ensure correct set up of the tedder interdependent from tractor and driver.



Strong and sturdy mainframe design with V-shaped central unit.



#TE4555-6568-6576-8590-10511

# A clear advantage: reduced transport height

**These ProLine tedders offer very compact transport dimensions with its' new clever folding solution.**

## **Compact transport dimensions**

A parking height of just 3.45-3.52m is possible, due to the implementation of the new HexaLink finger clutch system in the joints between the two outer rotors. The remaining rotors are driven by maintenance-free double universal joints, for strong and efficient transfer of power.

## **Did you know?**

Did you know that Kubota manufactures products in seven European countries? This proximity to the market is central to the company's philosophy. Each factory adheres to the same high Japanese quality standards, whether it is located in Germany, France, or Japan.





Compact in transport and during storage thanks to the new clever folding mechanism.



TE8590.



TE6576 in transport.





#TE4046-4052-6060-8080





# A real performer: strong and easy maintain


**All models are fitted with a central adjustment device for setting the machine at the correct angle for border tending. This is set mechanically from the tractor cab and is done in very few seconds. Optionally hydraulic operation is available too. All models come standard with stabilizer to guarantee a perfect following of the machine.**

## **Low maintenance**

With working widths from 4.60m to 8.05m, Kubota offers the CompactLine range with low maintenance rotor gearboxes. The rotors of these machines are driven by a low maintenance gearbox with only one grease nipple. The double bearings from pinion to crown wheel guarantee maximum longevity of the driveline. The low weight of these models is ideal for application with small tractors, or in hilly regions.

## **Incredible dimensions**

Even the smallest models excel - the rotor plate diameter measures 500mm! All Kubota tedders feature gearboxes flanged to the frame, and which have no supporting function, and are therefore not subjected to any strain. This system sets the benchmark with respect to stability, smooth running, quality of work and efficiency. Compare for yourself!



Kubota TE4052 with  
5.20m working width.



Central adjustment for border tending is  
standard on all models.



Very compact transport.



Standard oscillation dampers on TE6060  
ensure an even spreading pattern.



#TE6060-8080



# Powerful dimensions: achieve more

**TE6060 and TE8080 offer considerable working width with their combination of 6/8 rotors and 6.05m/8.05m working width. The very small rotors are especially designed for optimized performance while producing dry hay. The compact rotors, in combination with a big overlap, ensure complete pick-up of the grass and equal distribution over the entire working width.**





With the optional reduction gearbox it is possible to place tight swaths.



HexaLink finger clutch permits the rotors to fold 180° for transport.



Easy adjustment of spreading angle.

### Compact folding for transport

Despite its 8.05m working width the TE8080 will fold into a very compact unit for transport, and will go below 3.00m transport width. The two outer rotors are fitted with the new HexaLink finger clutch, a simple, yet efficient drive system that permits these rotors to turn into a 180° position for transport. The remaining rotors are driven by double universal joints, providing sturdy and efficient transfer of power.

### Built to last – minimum maintenance

The TE8080's superior durability and ease of maintenance ensure maximum machine uptime. It is designed with a strong package of Kubota features such as 2 oscillation dampers, strong V-shaped central frame unit for stable and accurate running characteristics and central adjustment for border tending. The rotor gearbox is designed to just keep going and only requires greasing once per season of just one point.



TE8080 folds into a very compact position for transport.





# Efficient farming: discover the possibilities

Kubota's precision farming offering consists of innovative and custom made equipment, designed to manage your farm with success. Now you can carry out the work in a smarter, more efficient and easier way to get the best out of your machines and crops, as well as saving time and money in fertiliser, chemicals and seeds.



## **Be a PRO in increasing productivity**

The IsoMatch Tellus PRO 12-inch terminal provides you with the optimal solution for an all-in-one control system inside the tractor cab including automatic steering. It is the centre for connecting all ISOBUS machines, running precision farming applications and Farm Management Systems. It offers everything you need to get the maximum out of your machines and crop, as well as cost savings in fertiliser, chemicals and seeds by using automatic section control and variable rate control. With the unique dual screen functionality it gives you the opportunity to view and manage two machines and/or processes simultaneously.

## **Easy control management**

The IsoMatch Tellus GO is a cost-efficient 7-inch terminal, especially developed for managing the machine in a simple way. You are in full control of the machine in exactly the way you want. Easily set up the machine with the soft keys via the 7-inch touch screen and for optimal control while driving simply use the hard keys and rotary switch. Controlling the implement has never been so easy.







### Did you know?

Did you know that Kubota is an ISOBUS pioneer? The Kubota company Kverneland Group invented the ISOBUS technology. And incidentally: Kubota is also leading the industry in AEF certified ISOBUS compatibilites

### 100% focus, the best performance

As tractor steering with IsoMatch AutoDrive-E is handled automatically, you have the freedom to control and monitor your work in an easy way. While the work is more efficient and overlaps are avoided, you can completely focus on the result in the field. (Only in combination with IsoMatch Tellus PRO).

### Advanced precision farming software

IsoMatch GEOCONTROL is an advanced software application within the IsoMatch terminals that helps you to control all ISOBUS compatible Kubota machines. Combined with a GPS receiver it fulfils the future needs in terms of innovative and efficient farming! The IsoMatch GEOCONTROL precision farming application includes Manual Guidance and Data Management free of charge. It is possible to expand this application with Section Control and/or Variable Rate Control.



### IsoMatch Grip

This ISOBUS auxiliary device is made for maximum machine control and efficient farming. Operate up to 44 implement functions per machine.



### IsoMatch Global

The IsoMatch Global is the GPS antenna, with DGPS accuracy, in the IsoMatch product range. It enables satellite navigation for site-specific section control, variable rate application, manual guidance and field registration



### IsoMatch InLine

Light bar for manual guidance including section status information. Manage the distance from the A-B line and steer for the ideal position.



### IsoMatch (Multi)Eye

Connect up to 4 cameras to the IsoMatch Universal Terminals. It gives you full control and overview of the entire machine operation.

# Kubota Farm Solutions: 360° performance for 100% success

We understand that you need more than powerful tractors and implements to succeed: namely, an integrated system of products and services to increase your competitiveness and preparation for the future. With Kubota Farm Solutions (KFS), we have brought together our solutions in a system— and targeted our proposition to you. From intelligent technology to individual services, the KFS advantages complement each other, forming a circle that ends where it begins: with our commitment to support you a little better every time, now and in the future.







## Performance

You have a clear objective: to get your work done productively and successfully while being relaxed. Kubota offers you the equipment that can best support you in this endeavour. Whichever tractor or implements you decide on, you can always count on proven quality, excellent performance, and co-ordinated features. In short: intelligent and reliable technology that gets you a decisive step closer to your goal.



## Control

You want full control over what you are doing. Kubota provides you with perfectly integrated systems to help you achieve that. From machine optimisation to implement monitoring, you can control the tractor and resources easily from a single terminal. This not only provides you with a better overview of all work processes, but also allows you to work without stress.



## Optimisation

You know exactly how you want to get your work done: efficiently, precisely, and most comfortably. Kubota gives you everything you need to obtain optimal results while remaining at ease. With our ISOBUS technology, precision farming solutions, and automatic steering system, you can apply seeds, fertilisers, and pesticides with extreme precision. This lowers your costs and reduces your workload.



## Value protection

You know what it takes to be commercially successful: top performance with every task and top conditions over many years. Once again, Kubota offers solutions that fulfil what they promise. Our parts are manufactured to the same high standards and strict specifications as the Kubota machines.



## Finance management

You want to improve your productivity, but not at any cost. With Kubota Finance, you can make your planned investment with ease, convenience, and safety. Whether financing or leasing, you benefit from professional advice and attractive conditions. All you need in order to gain the advantages of a technology that drives your success forward. Whether you need machines or services, you have full control of the costs.

# Technical data




















































































Model		TE4046	TE4052	TE4555	TE6060	TE6576	TE6576	
CompactLine		●	●	-	●	-	-	
ProLine		-	-	●	-	●	●	
<b>Dimensions &amp; Weight</b>								
Working width*	(m)	4.60	5.20	5.50	6.05	6.80	7.60	
Width, working position	(m)	5.00	5.40	5.80	6.40	7.15	7.90	
Transport width	(m)	2.85	2.90	2.98	2.75	2.92	2.96	
Transport length	(m)	2.15	2.10	2.30	1.86	2.20	2.26	
Storage height	(m)	2.45	2.65	2.80	3.10	3.52	3.46	
Weight approx.	(kg)	500	530	640	650	900	990	
Capacity theor.	(ha/h)	3.7	4.2	4.4	4.8	5.4	6.1	
<b>Attachment</b>								
Three-point, tracking		Cat. I+II	Cat. I+II	Cat. I+II	Cat. I+II	Cat. II	Cat. II	
Linkage drawbar		-	-	-	-	-	-	
Two-point, linkage arms		-	-	-	-	-	-	
Oscillation damper/integral lock		●	●	●	●	●	●	
<b>Rotors/Tines/Guard</b>								
No. of rotors		4	4	4	6	6	6	
No. of tine arms / rotor		5	6	7	5	6	7	
Adjustment of spreading angle		●	●	●	●	●	●	
Cab contr. border clear. system, Mech.		●	●	●	●	●	●	
Cab contr. border clear. system, Hydr.		○	○	○	○	○	○	
Reduc. gearbox for night swaths		○	○	○	○	○	○	
<b>Tyres/Axles/Lights</b>								
Wheels		16x6.5-8	16x6.5-8	16x6.5-8	16x6.5-8	16x6.5-8	16x6.5-8	
Tyres on central unit		-	-	-	-	-	-	
Front wheel (16x6.50-8)		○	○	○	○	○	○	
Tandem axles		-	-	○	-	○	○	
Warning panels		○	○	○	○	○	○	
Warning panels with integr. lighting		○	○	○	○	○	○	

Model		TE8080	TE8590	TE8590C	TE8511C	TE10511	TE10511C	TE10514C
CompactLine		●	-	-	-	-	-	-
ProLine		-	●	●	●	●	●	●
<b>Dimensions &amp; Weight</b>								
Working width*	(m)	8.05	9.00	9.00	11.00	11.20	11.20	13.30
Width, working position	(m)	8.35	9.45	9.45	11.30	11.70	11.70	13.80
Transport width	(m)	2.90	2.94	2.94	2.98	2.94	2.96	2.98
Transport length	(m)	1.90	2.16	4.21	5.90	2.37	4.26	6.20
Storage height	(m)	3.15	3.49	3.74	3.30	3.80	3.94	3.35
Weight approx.	(kg)	920	1260	1700	1760	1600	2225	2300
Capacity theor.	(ha/h)	6.4	7.2	7.2	8.8	9.0	9.0	10.7
<b>Attachment</b>								
Three-point, tracking		Cat. II	Cat. II	-	-	Cat. II	-	-
Linkage drawbar		-	-	-	-	-	-	-
Two-point, linkage arms		-	-	Cat. II	Cat. II	-	Cat. II	Cat. II
Oscillation damper/integral lock		●	●	-	-	●	●	-
<b>Rotors/Tines/Guard</b>								
No. of rotors		8	8	8	8	10	10	10
No. of tine arms / rotor		5	6	6	7	6	6	7
Adjustment of spreading angle		●	●	●	●	●	●	●
Cab contr. border clear. system, Mech.		●	●	-	-	●	●	-
Cab contr. border clear. system, Hydr.		○	○	●	●	○	○	●
Reduc. gearbox for night swaths		○	○	○	○	○	○	○
<b>Tyres/Axles/Lights</b>								
Wheels		16x6.5-8	16x6.5-8	16x6.5-8	16x6.5-8	16x6.5-8	16x6.5-8	16x6.5-8
Tyres on central unit		-	18.5x8.5-8	18.5x8.5-8	18.5x8.5-8	18.5x8.5-8	18.5x8.5-8	18.5x8.5-8
Front wheel (16x6.50-8)		○	○	○ (Tandem)	-	○	○	-
Tandem axles		-	○	○	-	○	○	-
Warning panels		○	●	●	●	●	●	●
Warning panels with integr. lighting		○	●	●	●	●	●	●

\*(DIN 11220) - not available ○ option ● standard



# Kubota tedder overview

Model	Working Width										
	1.6 m	2.0 m	2.4 m	2.8 m	3.2 m	3.5-3.6 m	4.0 m	8.7 m	9.0 m	9.5 m	10.2 m
TE4046											
TE4052											
TE4555											
TE6060											
TE6568											
TE6576											
TE8080											
TE8590 TE8590C											
TE10511 TE10511C											
TE8511C											
TE10514C											

*The company reserves the right to change the above specifications without notice. This brochure is for descriptive purpose only. Some of the items pictured in this brochure are optional and not standard equipment. Please consult your local Kubota dealer for warranty, safety or product information. For your safety, Kubota strongly recommend the use of a seat belt in all applications.*

® = trademark protection in the EU.

©2020 Kverneland Group Kerteminde AS

